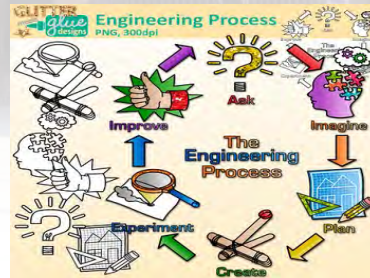



# SCHOOL EXPRESS



*The 'Busy Bee' brings you  
news from the CLUBS*



*CLUB ACTIVITY  
IN 2017-18*



HERITAGE CLUB



2017-18  
 Learning Paths  
**Heritage  
 Club**  
 Mohali



# My Heritage

Have you ever wondered what constitutes your heritage?

TRADITIONS & CUSTOMS  
we follow at home

the REGION  
we come from

the FOOD  
we eat

the LANGUAGE  
we speak

What are some of the tangible / intangible elements of heritage (clothing, jewellery, stories, rules, religious practices, etc) that are handed down generations in your family?





# Kavad Story Shrines

**Location :**  
Chittorgarh,  
Rajasthan

Let's explore our own heritage through making paper-Kavad shrines! Think... what is a story you want to tell about your family heritage?







## Decoding the life of Tribals

Warli art,  
Maharashtra

What can Warli paintings tell us about the life of tribal people? Look at the paintings for clues on their lifestyle, food, celebrations, & other daily activities!

**Write your observations here:**

Think: how is your life different from the Warlis? What role does nature play in your day to day life?





# Gond: Signatures & Patterns

**Madhya Pradesh**

Discover the fascinating world of myths, beliefs and folklores through the colourful art of Gond-tribals.

Each artist has his or her own unique patterns or way of detailing - fish scales and drops of water, a line of creeping spiders, the mark of a plough on a field, the crescent moon, young shoots in a paddy field. That pattern becomes their signature and reveals the Gond's continuing bond with nature, a reflection of their culture where life and spirituality are inseparable from the forest and its inhabitants.

**Make your own signature pattern (derived from your daily life), and use it to fill in the Hero of your Myth.**



About the tribe: One of central India's largest indigenous communities who for centuries inhabited the region's deeply forested hills, worshipped nature and the gods of trees, rivers, hills and lakes who protected them. Gond folk-lore and tribal stories were passed from generation to generation in song and the songs transcribed into art.



# Let's Play: Traditional Games



1) Pallanguzhi


2) Goats & Tigers

**Pallanguzhi** is one of the oldest Tamil traditional indoor games. Known to sharpen the mind, the game is popular amidst the young and old, men as well as women! It is played using seeds or cowrie shells!

**Puli Meka (Goats and Tigers)** is another game from South India.

In fact, you can find the game board etched on the parapet inside the Chamundeshwari Temple, in Mysore (Karnataka)!

This strategy game builds teamwork skills & is a reminder that even though you're weak (Goats), you have a chance to vanquish the enemy (if you're united)!



Now that you've played these games, write the instructions in your own words! Do you know about other traditional games that have been played in India?



# Our Museum Visits

Govt. Museum & Art Gallery, Chandigarh

Museums have so many stories to tell us! Can you choose any 6 objects according to a theme and make your own movie?



From phulkaris to Guru Nanak's travel stories and Sobha Singh's paintings of folklore...explore the heritage of Punjab



Once upon a time, in the flourishing kingdom of Gandhara...lets look at the stories of Buddha that the great Emperor Kanishka commissioned.





# Our National Treasures

Jamini Roy

Horses have great significance in Indian heritage. They have been sacrificed by Kings for prosperity, traded, used for war and for worship all throughout history!



Artist Jamini Roy, considered to be a National Treasure artist was inspired by India's heritage and folk culture. The Terracotta Horse from Bankura (West Bengal), signifying a wish-fulfilling tradition was his inspiration. Can you also make a wish and decorate the Horse in Jamini-Roy-style?



FIND some more depictions of horses in Indian heritage - for example, coins, wall paintings, etc.





# Our National Treasures

Nandalal Bose

Nandalal Bose, another National Treasure Artist was greatly inspired by Gandhi. His linocut of Gandhi's Dandi March is considered to be one of the most iconic representations of the Mahatma.



Nandalal Bose illustrated the Constitution of India which highlights different aspects of Indian history and heritage. See the images on the screen. How many can you identify? Bose also created posters for the Congress meeting at Haripura depicting the people of the village and their festivals, etc. Can you make posters depicting the heritage of your city / state?





# Heritage Quiz

How much do we know?

Let's brush up our knowledge by visiting the India and the World exhibition in Bombay! See the pictures carefully, before you answer the Quiz Questions!

Ques 1 : The Olduvai Hand-axe is made of what material?

Steatite    Limetone    Quartz    Diamond



Ques 2 : The earliest evidence of writing was found in this Civilization

Harappen    Egyptian    Mesopotamian    Chinese

Ques 3 : The Achaemenid Empire had a capital at ...

Persepolis    Samarkand    Bukhara    Tehran



Ques 4 : Which Gupta Emperor minted the Ashwamedha coin?

Chandragupta    Samudragupta    Kumaragupta    Chandragupta II



Ques 5 : Jainism speaks of how many Tirthankaras?

25    24    21    23

This is a snapshot of the Quiz in class

Winning Team : Faizan & Gupil  
1st Runners Up: Sandesh & Birenderjit  
2nd Runner Up : Arshita & Bhavika





# Reflections

Did you enjoy the year?

Three new things I learnt this year :

1

2

3



My favourite activity was...

A yellow speech bubble shape containing two horizontal lines for writing.

I would like to learn more about...

A blue rounded rectangular shape containing two horizontal lines for writing.





## **The Artsy Lens**

Students' Photo Exhibition

Venue: Learning Paths School, Sector 67, Mohali

Date: March 23 2018







Left to Right- Ms. Komal Singh (Principal),  
Mr. Rajnish Katyal (Photography Instructor-Sculpt Eye), Ms. Preeti Chopra (Photography Club Incharge)

**Photography Club:** -Photography is the fuel for free expression, thought process development and focus building. It helps to see things from different perspectives and nurture a whole range of views on any given subject. The critical thinking skills so developed in students who pursue this form of art empower them to face challenges with a multi- disciplinary futuristic approach.

Sculpt Eye, with its team of photographers led by Mr. Navneet Saxena and Mr. Rajneesh Katyal at 'Learning Paths School', endeavours to integrate photography into mainstream education through its customised 'Photo- Walks' and 'Sculpt Trips'. Students have gained tremendously from the various efforts put in by the Sculpt Eye faculty. Dedication and eager to learn attitude of the students has helped them to gain exposure about various new and old techniques of photography from the masters.

Last year, the Photography Club at Learning Paths School was launched by Mr. Diwan Manna, an eminent photographer of the tri-city known internationally for his unique style of photography. He spoke to the students and parents about photography as a hobby as well as a profession.

As part of the Club activities this year, a number of 'Photo-Walks' were organized within Mohali and Chandigarh, in particular at the Sukhna Lake, and to 'Chhapan Chhidi'. They honed their photography skills with a full hands-on experience of clicking nature as well as portraits. They went for photography exhibitions by Indian and foreign photographers at 'Alliance Francaise' and 'Punjab Kala Bhawan'.

The efforts of the students successfully culminated in the form of an exhibition of their best works held at school. This exhibition was possible because of the constant encouragement by Ms. Komal Singh (Principal) and support by Mr. Robin Aggarwal (Director).







**DIVNEET SINGH**



**VIA**



**ISHAAN PANDEY**



**VIA**

**RIYA SHUKLA**



**VIA**



PHOTOGRAPHY CLUB



**UDAY SOOD**



**VIA**

**ISHMAN SINGH SIDHU**



**VIC**



**MANAN MALHOTRA**



**VIC**







**EDHA JAIN**



**VI D**



**SEHAJPREET  
SINGH DHILLON**



**VI D**

**ANIKET SINGLA**



**VII A**







**QAYNAAT SANDHU**



**VII B**

**FATEH SINGH GHAI**



**VII C**



**PAVANI MITTAL**



**VIII B**







**KARANBIR SINGH BOLA**



**VIII C**



**KARTIK MOUDGIL**



**VIII C**

**TANVI SONKAR**



**IX A**



PHOTOGRAPHY CLUB



**SHIFALI**



**IX B**

**AMEYA BAINS**



**IX C**



**DAMANJIT  
SINGH SIDHU**



**VII A**







**GURPARTAP SINGH SRAN**



**VI A**



**KARANVIR SINGH**



**IX A**





**SCULPT EYE INTERNATIONAL TIE UPS FOR SKILL DEVELOPMENT**

- Objectifs Centre for Photography & Filmmaking , Singapore,
- Master crafts men - "Jean Francois Cleroux",  
EYES ON PHOTOGRAPHY, CANADA.



Navneet Saxena



Jagjit Singh

**About Us**

A Platform where creativity meets passion and merges with technical expression to create visual delights. It's where the eye sees, the heart surrenders and the mind captures a picture, a story worth a million words. Sculpt eye is an amalgamation of the journeys of two dreamers and photographers who have lived their passions by way of pursuing what was to their calling, the images that beckoned them to sculpt a story on camera.

Photography is a liberal and creative medium of expression. It captures just about every possible expression known to living kind. It is a form of art which combines with technical expertise to create unparalleled expressions.

With their vast expanse of experience spanning across twenty years, they offer a huge variety of subjects, emotions, techniques and finer nuances. As a team they combine various perspectives and views, features and conditions, both literally and figuratively. Both are learners and teachers every step of the way and share a common passion for sharing their love for this art form. By way of which they endeavour to incorporate more to their own and the learner's knowledge pool. Every situation new or old, known or unknown, is a chance for them to explore more.

Its with this intention in mind that "SCULPT EYE" beckons.

**Studio and Office :- B-43, Industrial Area, III, SAS Nagar, Mohali , Punjab, India.**

**Contact No :- +91 98140 10728, 98882 23896, [www.sculpteye.com](http://www.sculpteye.com)**



# Message from the facilitators



Neha and Siddhartha Kaushal

The Theatre Club at Learning Paths School is growing. This year was all about taking things up a notch and the students did that with such ease that at the end of the year we can sincerely look back and feel proud of what these young minds have accomplished. The vision of the school and the support that we received has made all of it a reality. With great belief we can say that these children are capable of facing any audience, any stage and keep the Learning Paths School banner flying high.





## A CONVERSATION

**Rajkanwar :** I was always a little shy. I joined the club specifically to get over that. I remember at first I would get on the stage and my legs would tremble. My mentors saw something in me that I could not at that point and gave me a role in the annual play. That changed it all. Using the feedback from my mentors and with the will to get over that fear I have turned that nervousness into strength. I feel blessed and feel good about myself.

**Shradha :** I agree. Theatre for me is another world. A world where I am free to be happy!





This stage was my enemy and now its my second best friend. All thanks to Theatre club and my mentors and of course the stage.

**Vrinda** : You know what was the turning point for me? The street play. It completely changed me. I was so nervous but then through the guidance that we received from Sir and Ma'am everything changed. I did it! That was a really powerful moment for me. That's how theatre changed my life.

**Meenal** : This is going to sound cheesy but its true. For me this is not just a club this is a whole new world! It is power purity and adventure for me. I love it and I want this journey to continue forever.

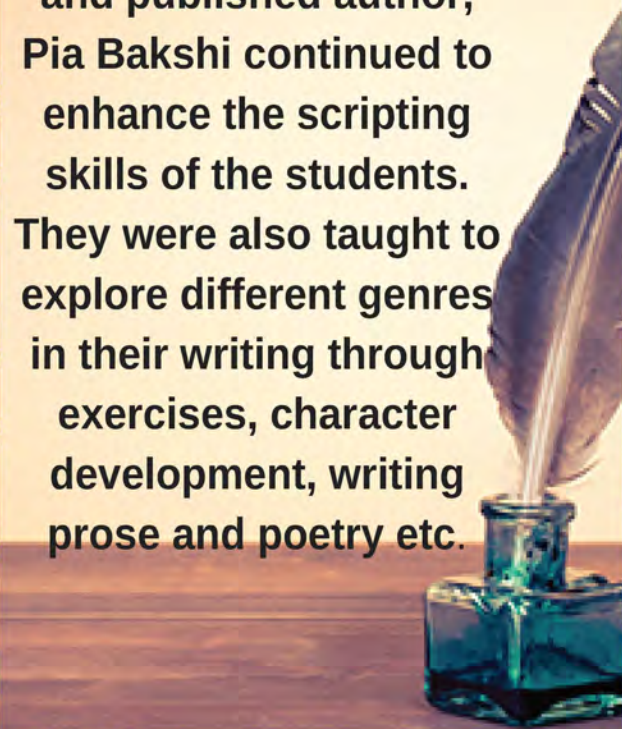
**Maitri** : You know for me this club has been magic. Its not just made me an actor but my personality has become more polished and I feel the way I conduct myself is so different now. I notice the trickle down effect it has had on my entire life and I feel great. What I love most is that in between all the serious work the absolutely crazy fun moments with Ma'am and Sir. Those are my favorite.



# ADVANCED SCRIPTING SESSIONS

Scripting sessions with Young India Fellow, Charles Wallace Scholar and published author, Pia Bakshi continued to enhance the scripting skills of the students. They were also taught to explore different genres in their writing through exercises, character development, writing prose and poetry etc.

“Children must  
be taught  
**HOW TO THINK,**  
not what to think.”







## Actors and Directors At Work

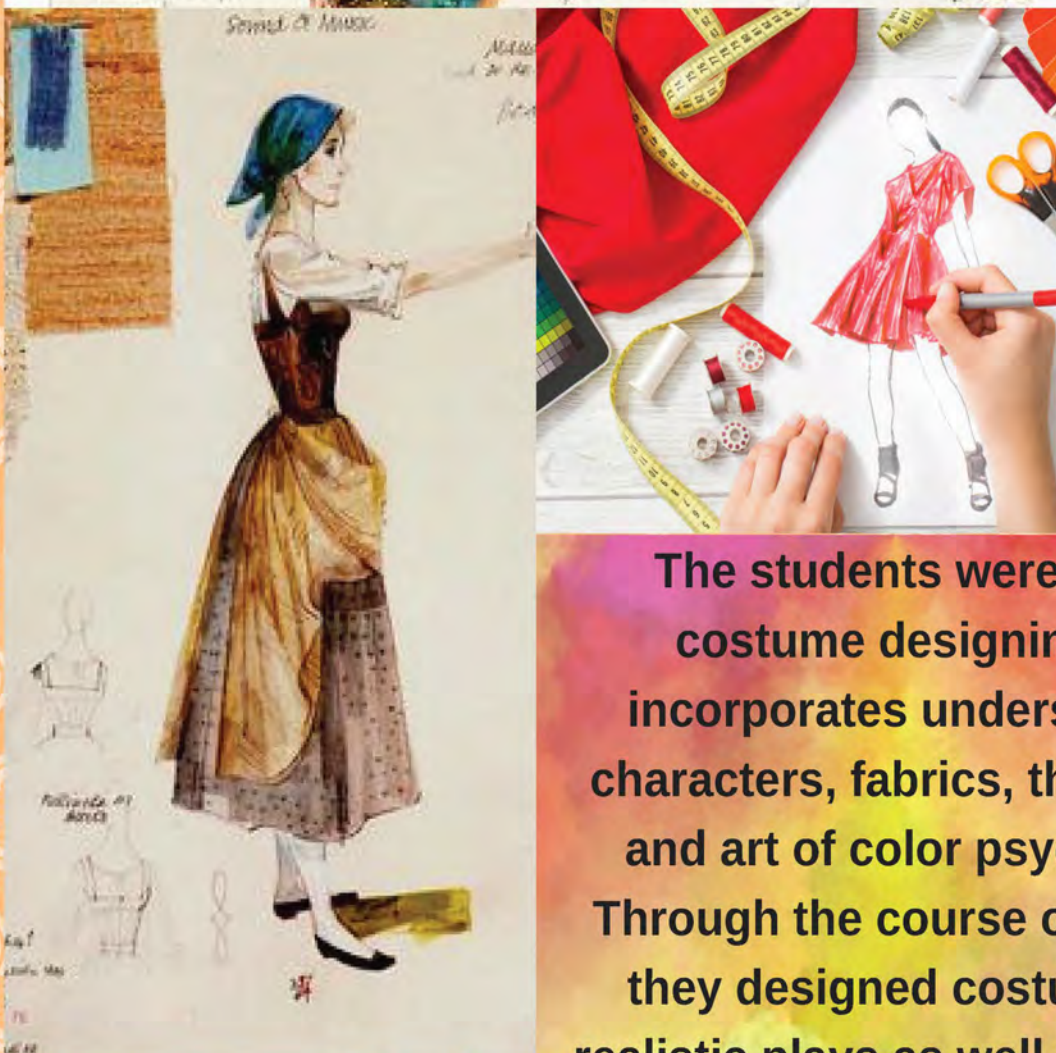
The acting sessions revolved around Natyashastra.

The students were introduced to newer concepts such as the work of some of the acting legends of the world.

This session they got the opportunity to learn the Art Of Direction as well. The acting prowess came to the fore when for the annual show most of the lead roles went to students from the theatre club based solely on merit.




# COSTUME DESIGNING



The students were taught costume designing that incorporates understanding characters, fabrics, the science and art of color psychology. Through the course of learning they designed costumes for realistic plays as well as fantasy.



# SET AND PROPERTY DESIGNING



The student were taught basics of Set and Property Designing. They were taught the technicals regarding different materials, maximizing resources available, durability of set and property etc.

They were then given assignments to create different sets and properties for different scenarios.

This is an extremely effective way to engage both the left and right hemisphere of the brain at the same time and develops and sharpens creative faculties.





## Short Movie

Short movie Taffee was shown to the students to help them critically appraise the acting, directing, costume and set designing.

The viewing was followed by a discussion where students gave their opinions on how they would have addressed the same topic.

## Street Plays

The students have put together two street play performances with issues that concern our society.

Topic 1: Substance Abuse

Topic 2: India's Water Crisis

The entire process of scripting, directing, music composition and choreography has been a synergized effort of the students along with our team.

The aim of the street plays is to sensitize the students, make them face an unknown audience and perform. Most importantly we aim to propagate the vision of the school to create responsible citizens.





ABIJAY VII C



ANMOL VI B



ARJUN VIII B



ARMEET VI A



ARSHDEEP SINGH



GURKARAN VI B





ARSHDEEP VII B



GUNN CHOPRA IX C



HARSH VIII C



KARAN VIII C



MONTY IX C



SHAYANA VI C






ARMAANJOT VI D



ASMI IX C



GURJOBAN VI D



DIVYANG VI D



GURLEEN VIII B



JIYAA BATRA VII A



KANUPRIYA VII B







GAURANSH IX C




BISMAN VIII B



ARNAV VI A



CHAN VIII C



HARASHISH VI C




GURSIMRAN IX C




HARSHARANJIT VIII C



KIRPAL IX A




MANNAT IX C



KHUSHBOO VII A



RAGHAV IX A



SAHILPREET VIII C





KRITI IX A




MAHI VII C



SIYA BEDI VI B



SIYA VI C



SIRJAN VII C



UPJOT (6D)

UPJOT VI D



## *all for kids*

at Learning Paths School, Mohali

We at *all for kids* aim at making learning English a fun filled adventure for all kids.

Our classes equip the students to not only polish their language skills but also help develop their public speaking, elocution and oratory skills. We also work on various aspects of communication like pronunciation, diction and voice modulation.

The classes are activity based and interactive, ensuring that the kids have fun while learning. Each child is encouraged and given an opportunity to express their thoughts freely, which in turn helps them develop confidence and social skills.



Plot No 3, Sector 67 Mohali, Punjab -160062.  
Ph: +91 (0172)5134300/08, 9878007553  
Email :contact@learningpaths.in